

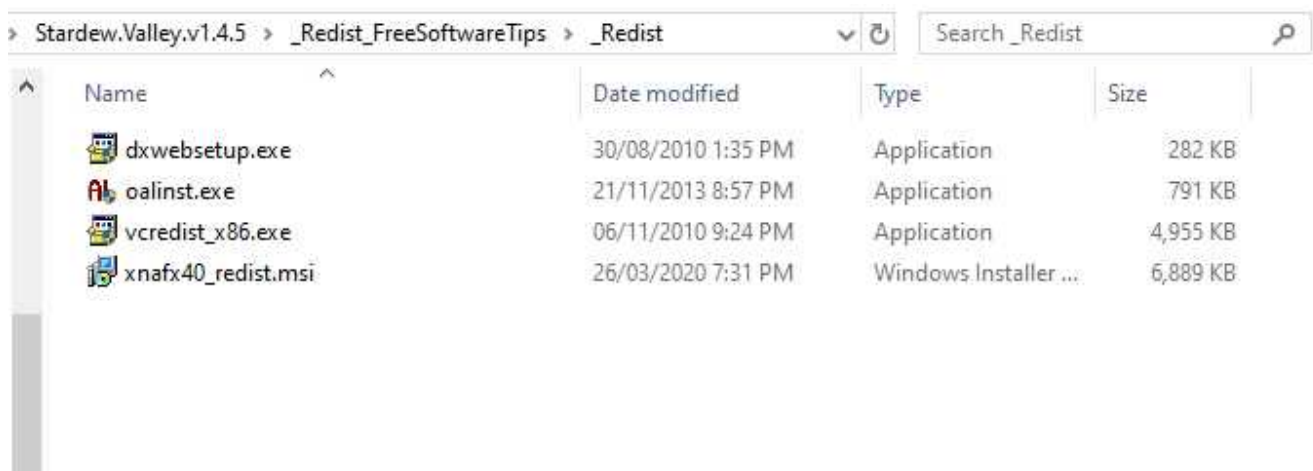
Fix: Stardew Valley not opening / launching on Windows 10





To fix Stardew Valley failure to open/launch on Windows 10 you have to install and update some pre-requisite components.

These components are needed to run the game especially on Windows 10 namely .net frameworks, xna frameworks, direct x, etc.

I have compiled the redistributable pack into an archive which can be downloaded below.

Stardew Valley Fix for Windows 10



Name	Date modified	Type	Size
 dxwebsetup.exe	30/08/2010 1:35 PM	Application	282 KB
 oalinst.exe	21/11/2013 8:57 PM	Application	791 KB
 vc_redist.x86.exe	06/11/2010 9:24 PM	Application	4,955 KB
 xnaframework40_redist.msi	26/03/2020 7:31 PM	Windows Installer ...	6,889 KB

- Download and extract the redistributable pack on a folder.
- Open the folder, _Redist upon extraction, and install all the setup files in the folder.
- Run the dxwebsetup.exe (DirectX web setup which requires internet connection) will install the update direct x component for the graphics requirements of Stardew Valley, next the oalinst.exe, followed by vc_redist.x86 setup (Microsoft Visual C++ Redistributable Package) and lastly the xnaframework40_redist setup.
- Once done, reboot your computer and relaunch Stardew

Valley and see if that fixes the issue.

Download Redist Pack

[Download \(_Redist_FreeSoftwareTips.zip – 11.70 MB\)](#)