

How to fix Valorant error code 138 connection error

Learn how to fix Valorant error code 138 connection error easily with all the possible fix or solution. Valorant error code 138 can be fixed by these methods.

This error are reported to be occurring just recently with lower-end computers and so I have compiled the possible solutions SO FAR for this particular error code 138 connection error in Valorant.

Follow along on the video tutorial below or read through the step-by-step guide below.

Video Tutorial(s)

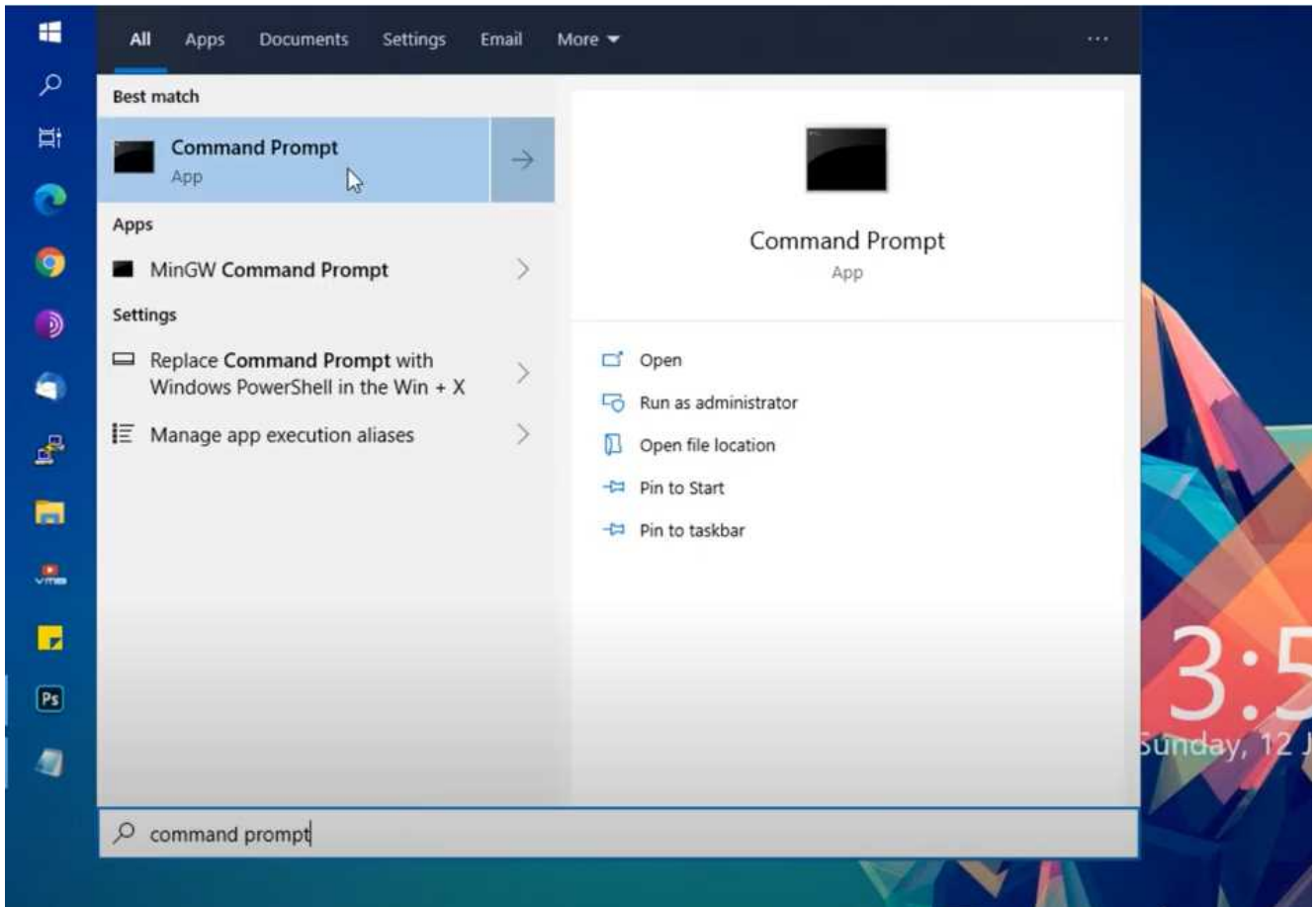
<https://www.youtube.com/watch?v=kqGHYmPB4AQ> Video can't be loaded because JavaScript is disabled: [How to fix Valorant error code 138 connection error \(https://www.youtube.com/watch?v=kqGHYmPB4AQ\)](https://www.youtube.com/watch?v=kqGHYmPB4AQ)

Step-by-Step Guide

Solution 1: Bcdedit Configurations

The first solution to fix error code 138 on Valorant is to apply some bcdedit configurations.

Open up a command prompt by going to your start menu and look for "*Command Prompt*" and make sure to run it as administrator.



Type in the following codes:

```
bcdedit.exe /set {current} nx OptIn
```

```
bcdedit.exe /set testsigning off
```

```
bcdedit.exe /set nointegritychecks off
```

Note: If you experience "The value is protected by Secure Boot policy and cannot be modified or deleted" make sure to turn off first your secure boot option on your BIOS.

Next, restart your computer and check if Valorant is now working properly.

Otherwise, continue with the other possible fixes below.

Solution 2: Set Compatibility to Windows 8

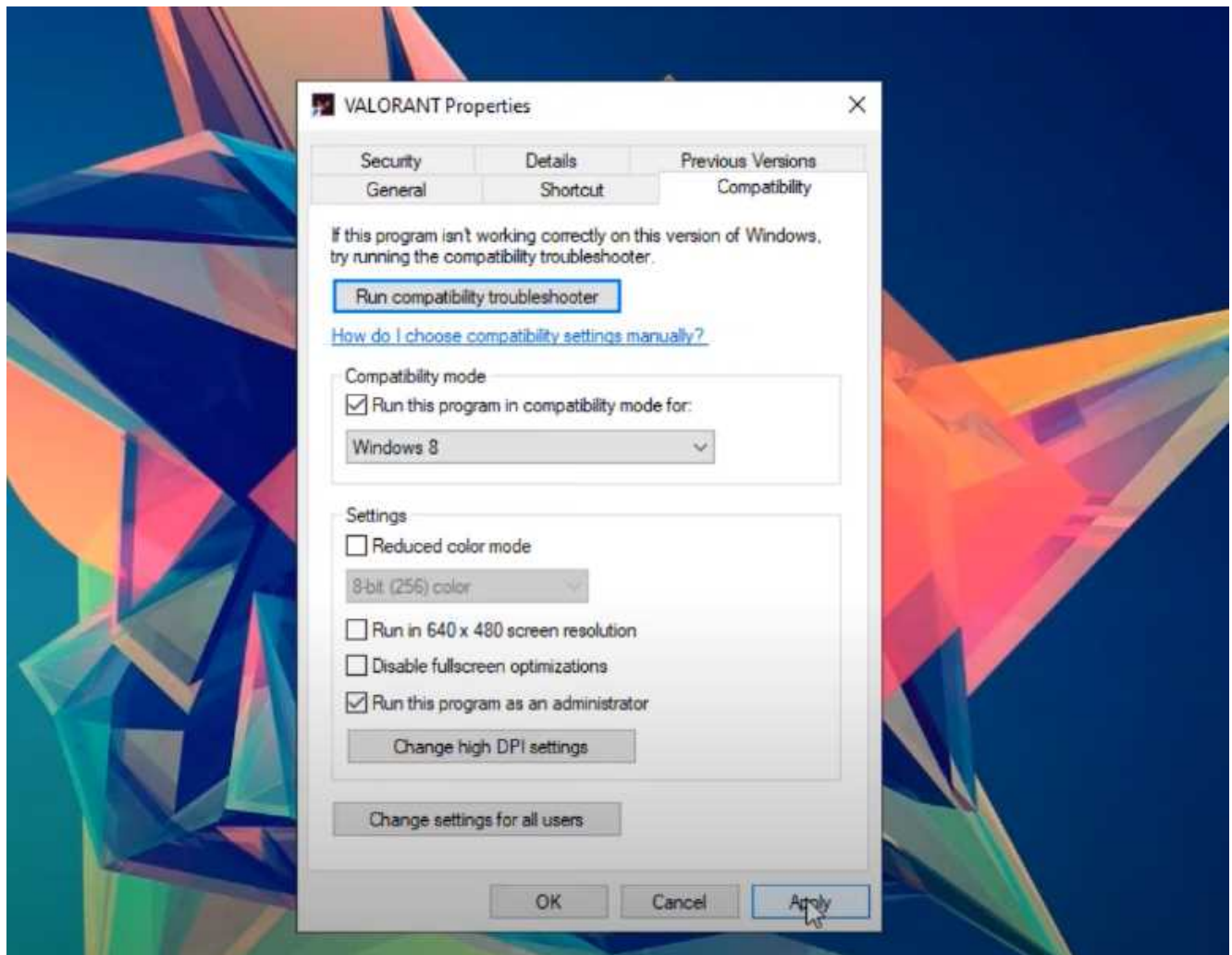
Another solution to fix the error code 138 on Valorant is to Set the Compatibility to Windows 8.

Locate your Valorant shortcut icon on your desktop or start

menu.

Right click on the shortcut and go to properties.

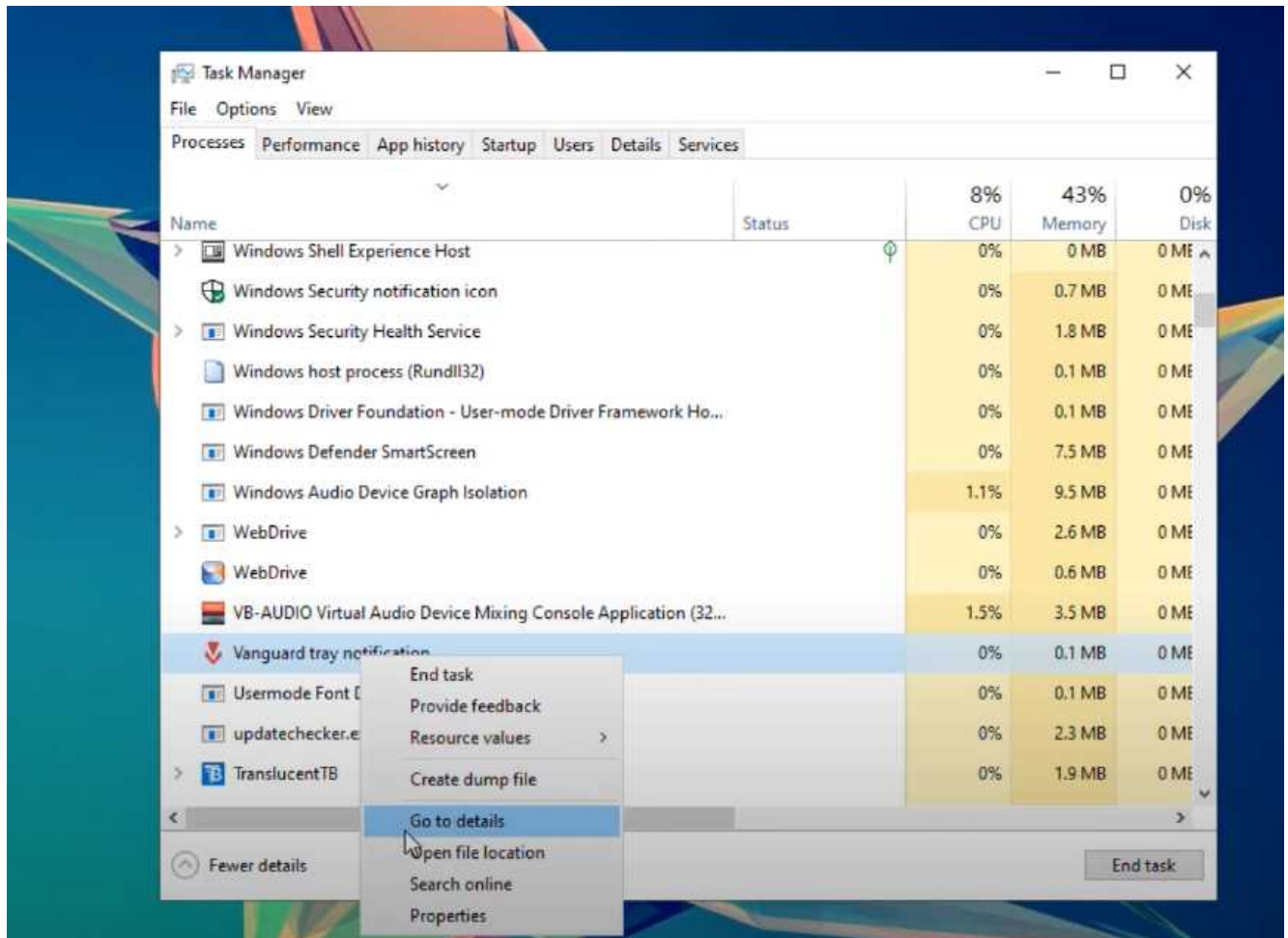
Check the “Run this program in compatibility mode for: Windows 8” and check the Run this program as an administrator. Hit the apply and ok button.



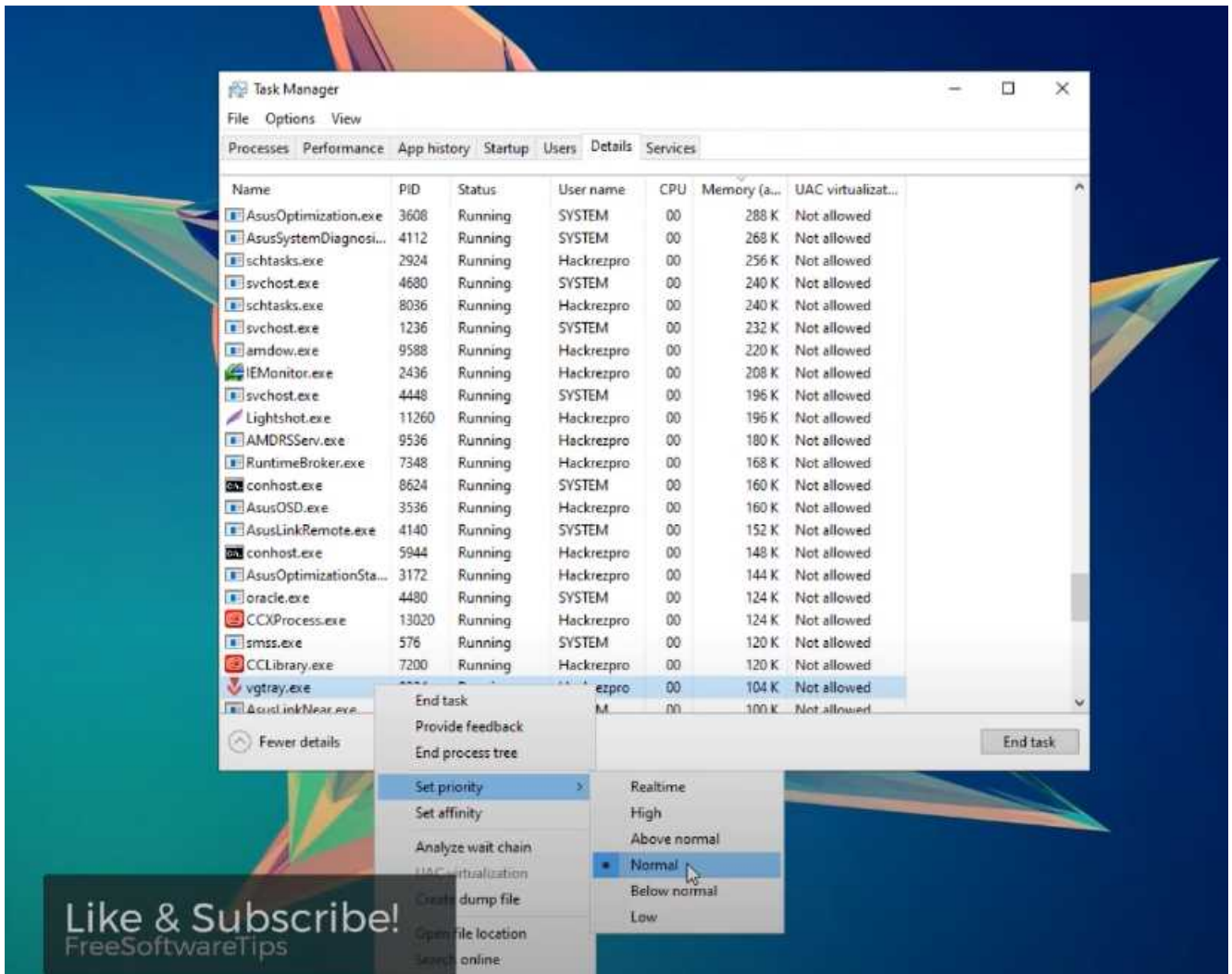
Solution 3: Set VGC Process Priority to “Normal”

Another solution that you can try to fix error code 138 on Valorant is to set the VGC Process Priority to “Normal”.

Go ahead and open up task manager and look for the process “Vanguard tray notification” right click on it and click on go to details.



Right click on the process and make sure to set the priority to Normal.

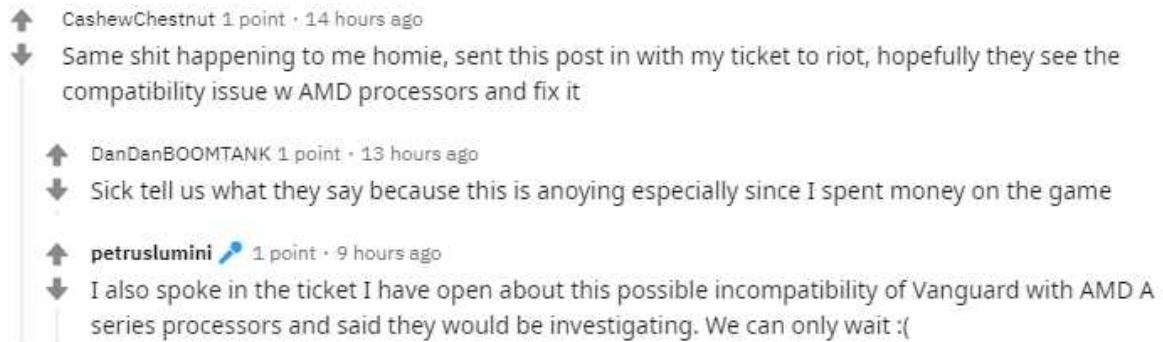


Other possible solution:

<https://www.youtube.com/watch?v=4RwtWm6Ni0A> Video can't be loaded because JavaScript is disabled: [\(6 Solutions\) Valorant has encountered a connection error | Valorant connection error FIX \(https://www.youtube.com/watch?v=4RwtWm6Ni0A\)](#)

If all else fails and you still get error code on Valorant, kindly check if your processor is AMD A-Series processor such as AMD A6, A10, and so on. there had been reports that the Valorant's Vanguard Anti-cheat system has a particular conflict / issue with these processors and also some other unnamed processors.

Riot is investigating the matter as of the moment and so if nothing fixed your problem and it still shows up error code 138, you'll have to wait for a patch from Riot to address this issue.

- 
- A screenshot of a Reddit thread. The background is black, and the text is white. The thread shows three comments. Each comment has an upvote arrow on the left, the username and point count at the top, and the comment text below. The first comment is by 'CashewChestnut' (1 point, 14 hours ago) and says 'Same shit happening to me homie, sent this post in with my ticket to riot, hopefully they see the compatibility issue w AMD processors and fix it'. The second comment is by 'DanDanBOOMTANK' (1 point, 13 hours ago) and says 'Sick tell us what they say because this is anoying especially since I spent money on the game'. The third comment is by 'petruslumini' (1 point, 9 hours ago) and says 'I also spoke in the ticket I have open about this possible incompatibility of Vanguard with AMD A series processors and said they would be investigating. We can only wait :('. There is a small blue verified badge next to the third username.
- ↑ CashewChestnut 1 point • 14 hours ago
↓ Same shit happening to me homie, sent this post in with my ticket to riot, hopefully they see the compatibility issue w AMD processors and fix it
- ↑ DanDanBOOMTANK 1 point • 13 hours ago
↓ Sick tell us what they say because this is anoying especially since I spent money on the game
- ↑ petruslumini 1 point • 9 hours ago
↓ I also spoke in the ticket I have open about this possible incompatibility of Vanguard with AMD A series processors and said they would be investigating. We can only wait :(

Reddit thread [Source](#)

Related Articles

- [Ultimate Valorant FPS-Boost Settings and Tweaks \(5 Methods\)](#)
- [How to quickly enable fps and ping counter in Valorant](#)
- [Valorant has encountered a connection error – 6 Solutions / Fix \(2020\)](#)